



MOSAIC

Our Vision is of a Canada that welcomes and empowers newcomers

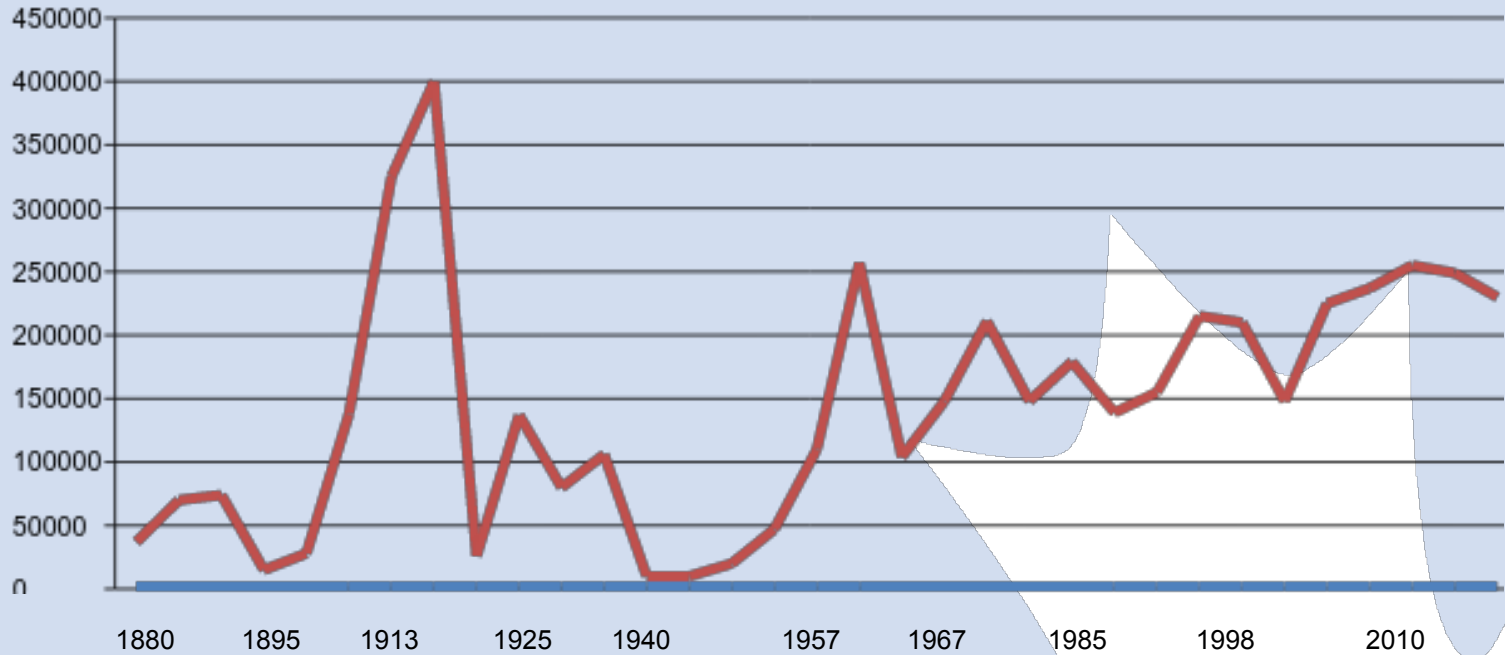
Canada – a *Land of Immigrants*

Over the past 100 years, more than 13 million immigrants have arrived to forge a new life here, making Canada one of the world's most ethnically diverse countries.

Source: Statistics Canada 2014



Canada's Immigration History



■ Canada accepts more immigrants per capita than any other country

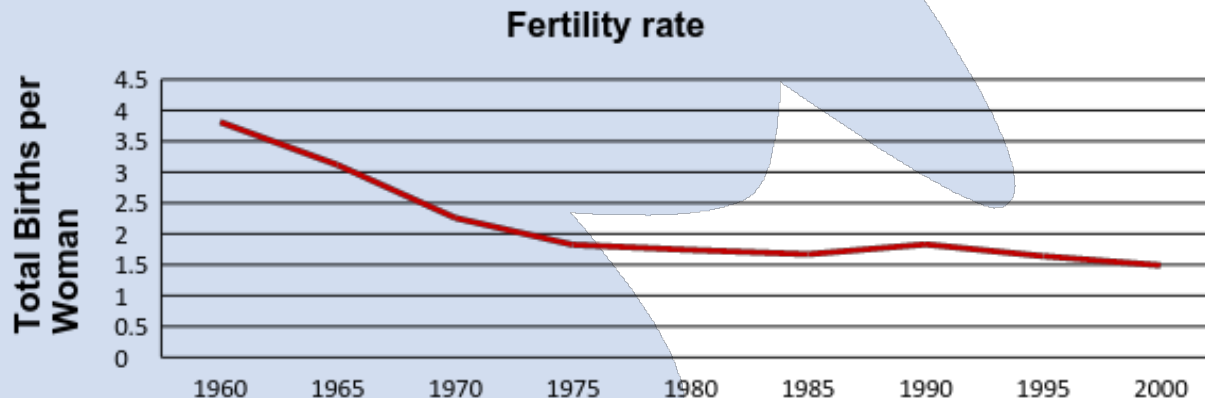
■ An average of 225,000 newcomers annually since year 2000

Immigration Rates Will Need to Increase

All projections to 2031 indicate a need for increased intake of immigrants to sustain population size in Canada.

Factors contributing to this are:

- Low fertility rates - birthrates fell below the population replacement level of 2.1 in 1971 and by 2011, had fallen to a rate of 1.61
- Declines are expected to continue
- Deaths due to an aging baby boomer population



The Immigration Path to Canada

Apply to immigrate

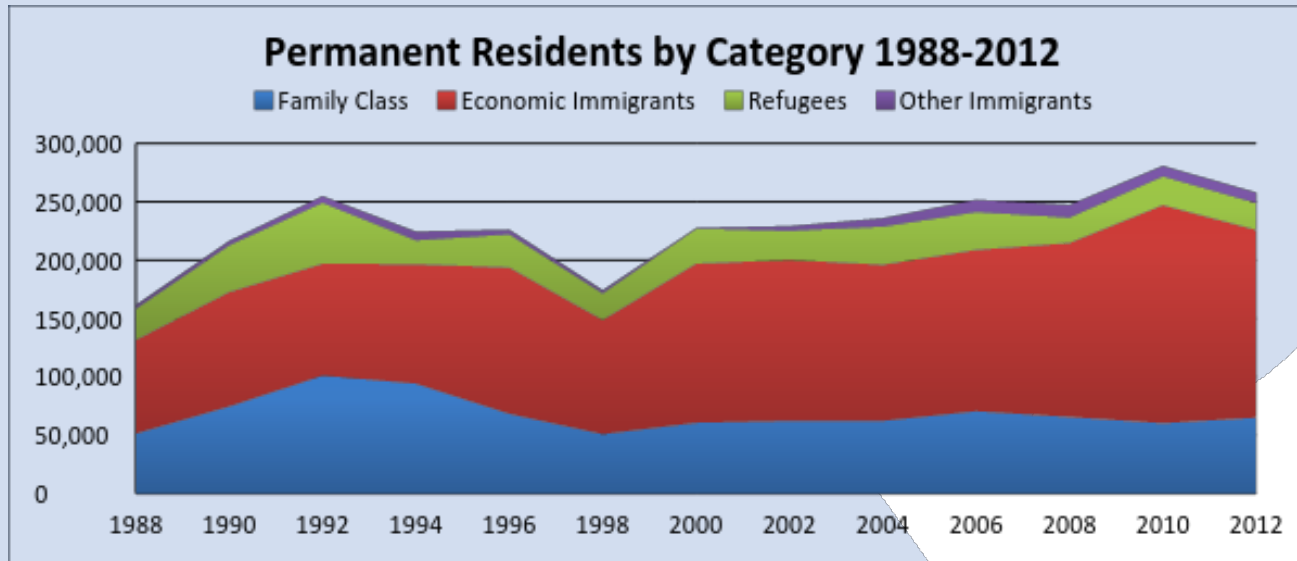
Once approved, applicants have approx. 1 year to “land” in Canada

After arrival, applicants become Permanent Residents (PRs)

Permanent Residents may apply for Canadian citizenship if they:

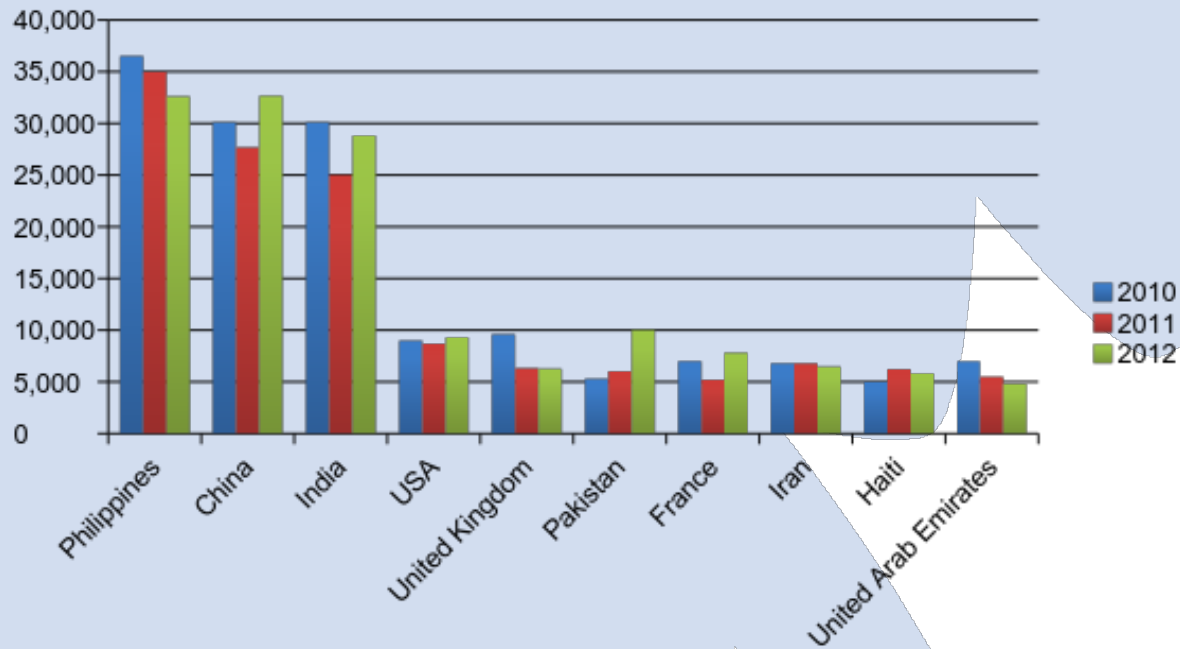
- Have lived in Canada for 3 out of 4 years
- Are age above 18 years old
- Are able to communicate in English or French
- Know about Canada and the responsibilities of citizenship

Most Newcomers arrive as Economic Class Immigrants



- In 1967 the “Point System” and in 2015 the “Express Entry System” were introduced for the selection of skilled workers and business immigrants.
- Today’s immigration policies continue to favour entrepreneurs and skilled workers, particularly in areas facing labour shortages

Where are Canada's Newest Permanent Residents from?



- Until the 1970s, Europeans were Canada's largest immigrant group
- Asia became the dominant source region after the 1980s

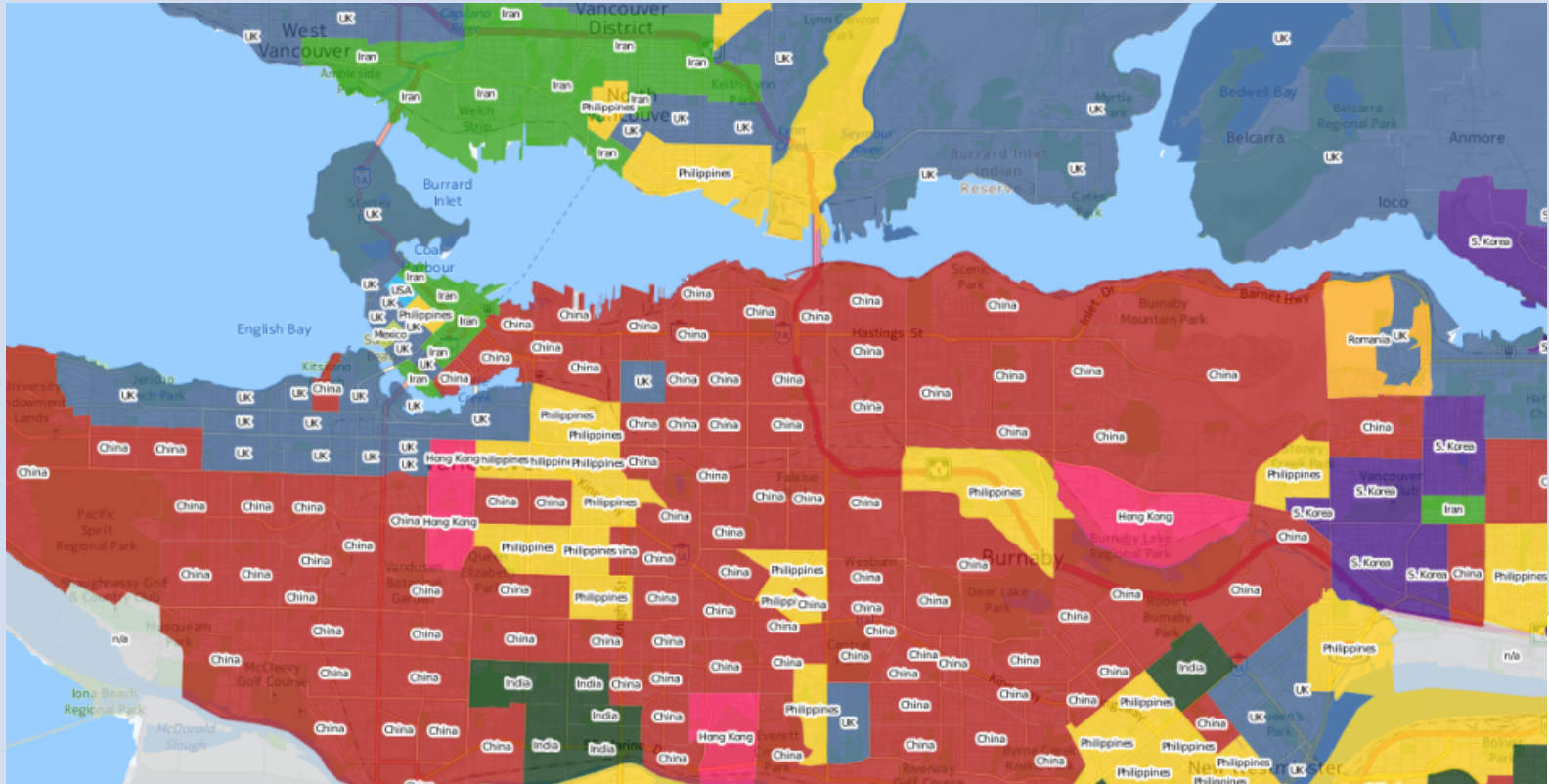


Image: Estate Block

BETWEEN 2001 – 2011

-METRO VANCOUVER'S NEWCOMER POPULATION INCREASED 24%.

-SURREY INCREASED 60%.

-SURREY POPULATION IS GROWING BY ABOUT 9,000 PEOPLE A YEAR, AND OF THOSE, 6,000 – 7,000 WERE BORN OUTSIDE OF CANADA

NATIONAL HOUSEHOLD SURVEY (NHS) 2011 ON RELIGIOUS AFFILIATION OF 15 YEARS OF AGE AND OLDER

-43% NO RELIGIOUS AFFILIATION (35% NO RELIGIOUS AFFILIATION 2001)

-46% WAS CHRISTIAN

-4.3% SIKH

-2.2% BUDDHIST

-1.7% MUSLIM

HIGHEST SHARE OF UNAFFILIATED IN THE YOUNGER AGE GROUPS (51% IN THE 15-24 AGE GROUP, 53% IN THE 25-34 AGE GROUP)

LOWEST AFFILIATION WITH CHRISTIAN CONGREGATION, (37% OF THE 15-24 AGE GROUP AND 33% OF THE 25-34 AGE GROUP)

VANCOUVER FOUNDATION: ” CONNECTIONS AND ENGAGEMENT” JUNE 2012 IN METRO VANCOUVER

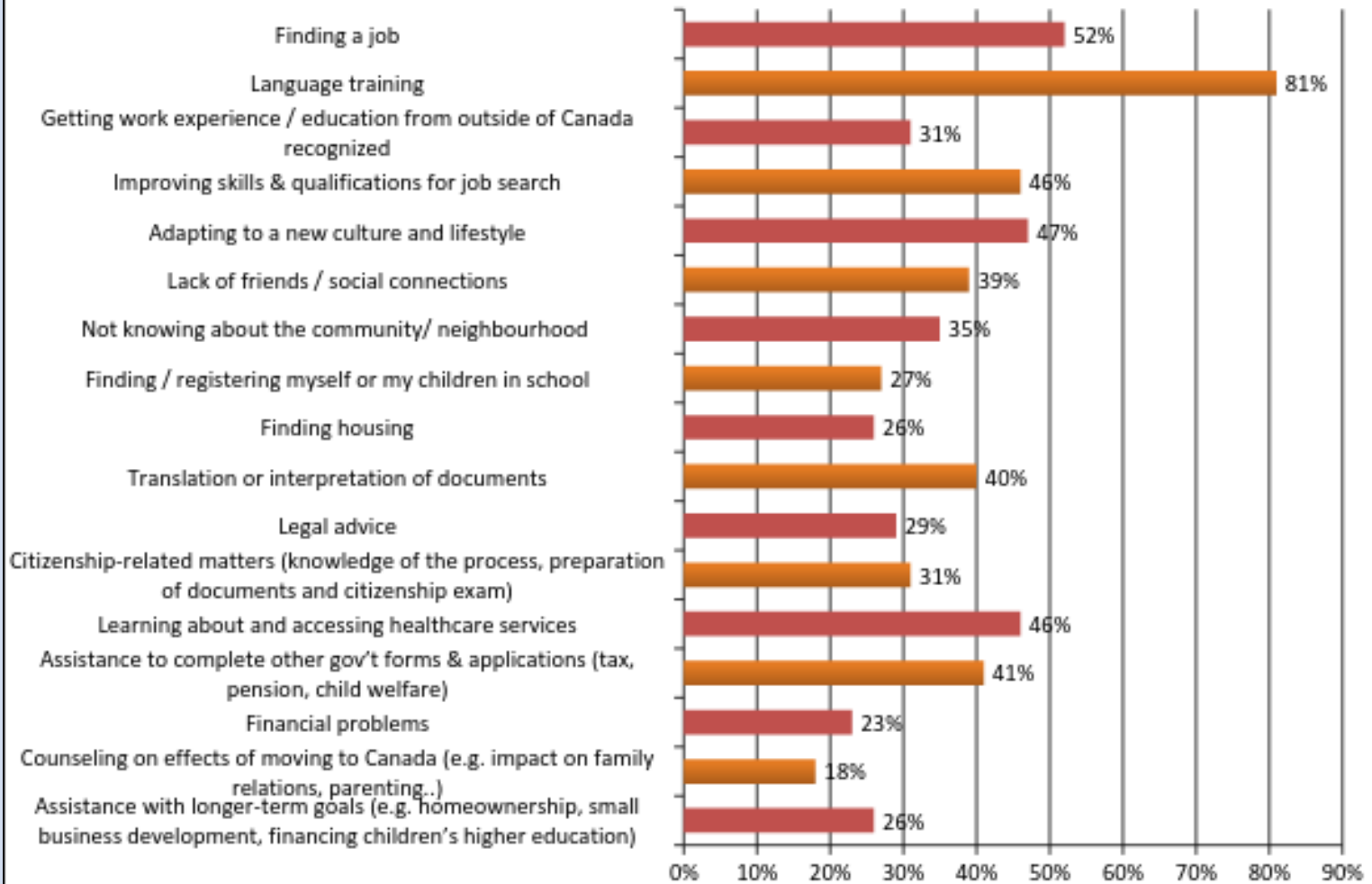
**-33.3% OF RESIDENTS DO NOT HAVE CLOSE FRIENDS
OUTSIDE OF THEIR OWN ETHNIC GROUPS**

**-50% OF NEW IMMIGRANTS REPORTED HAVING
DIFFICULTIES MAKING NEW FRIENDS**

**-63% OF RESIDENTS DID NOT FEEL THAT ALL
IMMIGRANT AND REFUGEE GROUPS WOULD BE
WELCOMED EQUALLY IN THEIR NEIGHBORHOOD**

Issues newcomers needed help or assistance with since arrival in Canada

MOSAIC June 2013



How Does Canada Assist Newcomers?

- Citizen and Immigration Canada (CIC) offers various programs and funds non-governmental organizations to provide:
 - ✓ Information and orientation
 - ✓ Needs assessment and referrals
 - ✓ Employment support services
 - ✓ Community connections
 - ✓ Language training
- All services are free to eligible clients



What are Settlement Services?

They encompass a wide range of programs and services which assist newcomers to establish themselves and integrate into Canadian society

Settlement Services are heavily funded by Citizenship and Immigration Canada (CIC) for permanent residents and are consistent across Canada

Many settlement organizations, including MOSAIC operate additional programs funded by provincial and municipal governments; corporate and business sectors; grants and donations from foundations and individuals

Usage of CIC Funded Settlement Services

- Nationally, 27.5% of newcomers access settlement services
- Slightly higher usage in BC with 31% using ISO services
- Services are equally accessed by men and women
- Newcomers aged 25-44 more likely to use services
- Those having difficulty understanding English access services more frequently
- Unemployed newcomers use services more frequently

Sources: CIC and University of Manitoba 2014 Presentation “Evidence backing the use of settlement-use typologies” L.Wilkinson, J.Bucklaschuk

What you can do

Step Ahead: Reaching-out to Multi-ethnic Communities in Metro Vancouver

Welcoming the Strangers

Building Connections

Outward Looking

Challenges are Opportunities

Brainstorming Examples

- The Role of Churches in Integration and Settlement Research Project: Vancouver Report
- Kinbrace Community Society in Vancouver
- Journey Home Society in Burnaby
- Burnaby Interfaith Project
- Living Our Faith Through Stories Project in Victoria
- Refugee Sponsorships
- Local Church Initiatives
- Working with Multi-ethnic Churches: Resource Sharing
- And more

Thank You!

Sherman Chan, MSc., RSW,
Director of Family and Settlement Services
MOSAIC

Email: schan@mosaicbc.com

Tel: 604-254-9626 ext. 230